

NTC THERMISTORS: TYPE KE

INDUSTRIAL / CONSUMER
AUTOMOTIVE
TELECOMMUNICATIONS / DP
Temperature Measurement & Control
Temperature Compensation
Surge Suppression & Time Delay

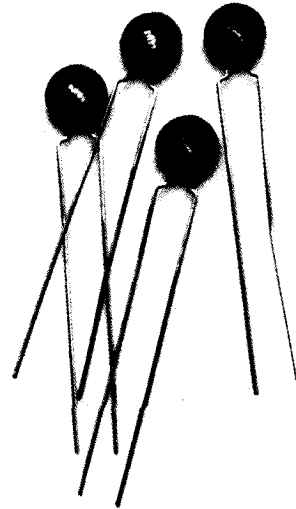
DESCRIPTION

The KE range of NTC disc thermistors is designed for use in temperature measurement, control and compensation applications, particularly where moderate power levels are expected to be dissipated in the thermistor.

DATA

Tolerance on resistance at 25°C.....
 ±5% or 10% for high resistance types
 ±10% for low resistance types
 Tolerance on B value±3%
 Maximum temperature 125°C
 Time constant30(±9) seconds
 Dissipation factor9mW/°C
 Rated dissipation at 25°C0.9W

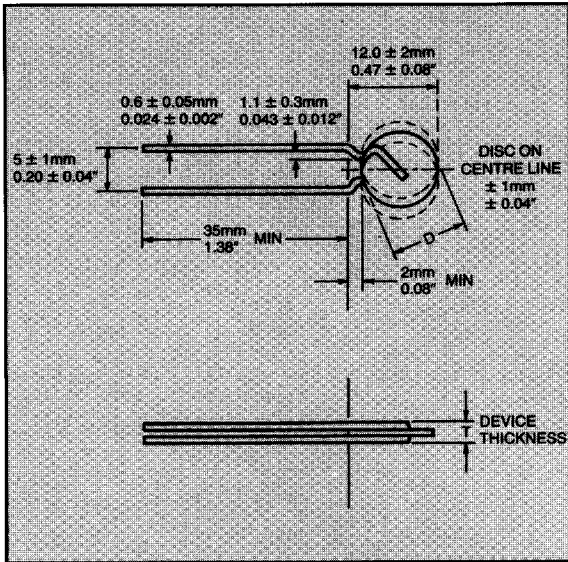
	Code	R ₂₅ Ω	B ₂₅₋₈₅ K
Low Resistance Types	150	15	3000
	220	22	3100
	330	33	3200
	470	47	3300
	680	68	3400
	101	100	3450
	151	150	3550
	221	220	3650
	331	330	3750
	471	470	3850
	High Resistance Types	681	680
102		1000	4000
152		1500	4100
222		2200	4150
332		3300	4250
472		4700	4300
682		6800	4350
103		10000	4400
153		15000	4450
223		22000	4500
333		33000	4600
473		47000	4650
683		68000	4750
104		100000	4850
154	150000	4900	



CODING

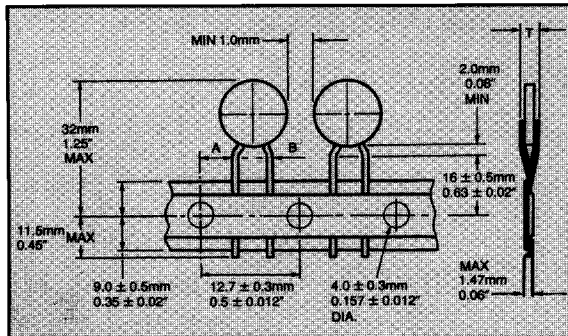
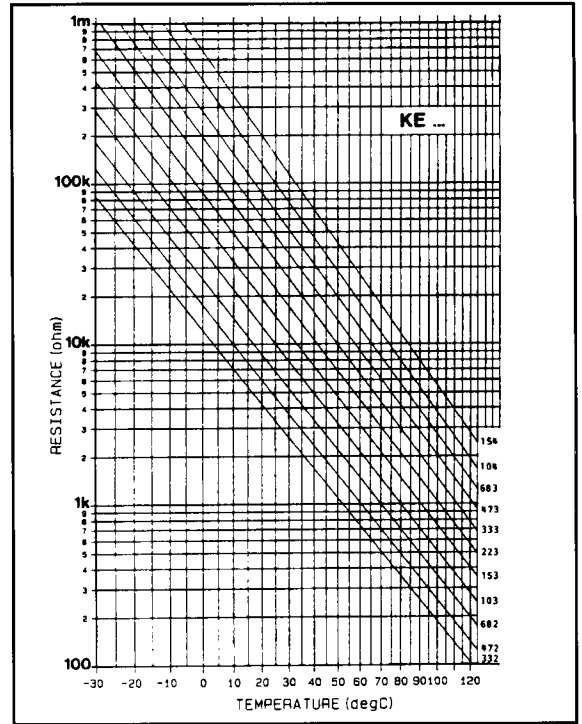
K	NTC element
E	10mm diameter disc
D	Physical form D = 5mm spaced lead wires, B = on bandolier, U = unleaded
47	Resistance value at 25°C
2	Resistance multiplier 1=10 ¹ 2=10 ² 3=10 ³ 4=10 ⁴
B	Finish B = unpainted, C = painted
Y	Resistance tolerance at 25°C Y=±10%, Z=±5%

DIMENSIONS

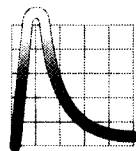
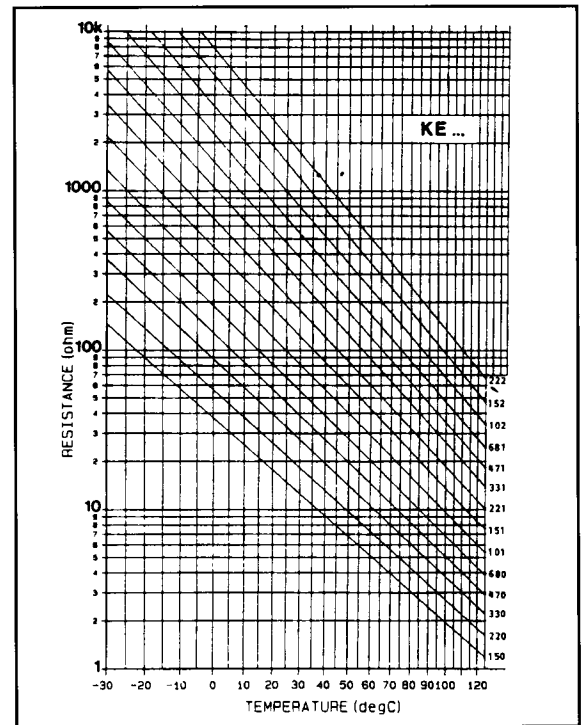


Finished KE thermistor showing details of kinked lead and position of disc with respect to the kink.

- 1 Dimensions marked * are suitable for gauging.
- 2 For painted devices the coating will not extend beyond seating line X-X.



- 1 Number of components per reel 2000 nominal.
- 2 Minimum 'lead in' tape 10 index holes.
- 3 No more than 3 consecutive devices missing.
- 4 No more than 0.25% quantity missing.
- 5 Maximum thickness of any splice 1.6mm.
- 6 No splicing to obstruct index holes.
- 7 For painted discs the coating will not extend beyond seating line X-X.
- 8 Maximum cumulative tolerance per 20 pitches = ± 1mm.
- 9 Dimensions marked * are suitable for gauging.



THERMOMETRICS

A COMMITMENT TO EXCELLENCE

CROWN INDUSTRIAL ESTATE, PRIORSWOOD ROAD, TAUNTON, SOMERSET TA2 8QY. U.K.
 TELEPHONE: 0823 335200. SALES LINE: 0823 336644. TELEX: 46748. FAX: 0823 332637

808 U.S.HIGHWAY #1. EDISON, NEW JERSEY 08817-4695, U.S.A.
 TELEPHONE: (908) 287-2870. FAX: (908) 287 8847.